

GMAIL SCAMS AND PHISHING PREVENTION



A HOW-TO GUIDE ON
PREVENTION OF GMAIL
SCAMS AND PHISHING



How Does This Happen?



Phishing and scamming is an attempt to steal personal information.

Cybercriminals often use an exploitation technique of a users trust by relating their email with familiar brands that creates a sense of urgency.

Although Gmail tries to suspect unfamiliar emails, it still can be quite hard to identify.

Recently, Gmail has been a prime target for cybercriminals.

This may include spam emails and potential scam attachments/links that have been sent.



Examples

Potential scam/phishing emails that you may encounter.

Human Resources Shared Document with you

Greetings to, [REDACTED]

You have Recieved 9 pages of Corporate eFax Message From (154787787622) "

Scanned from H/R Printing Office.

[Open Fax Message](#)


Thank you,
vcu.edu

This is a system generated email, please do not reply to it. The survey link in this email is unique to its recipient. Please do not forward this email. If you would like to unsubscribe and stop receiving these emails, click [unsubscribe](#).

Disclaimer: Microsoft is providing this email on behalf of Journey Christian Church. Please contact this company with your questions about its privacy practices.

 Facebook

Hi [REDACTED]


 Someone logged into your facebook account on Sat, 21 May 2022 23:51:55 +0000 using Google Pixel 4a. we just wanted to make sure it was you!
If you don't think this was you.
please report this so we can keep your account safe.

[Report the user](#)

[Yes, me](#)

Thanks,
The Facebook Team

Hello, PayPal User

 coinbase

Please pay your invoice

Coinbase would like to remind you to pay invoice [REDACTED]
[REDACTED]

Amount due: \$479.00 USD

[View and Pay Invoice](#)

What You Should Do If You Encounter a Potential Scam Email

1. Don't respond to the email.
2. To report the email, in the spam alert, click **Message looks suspicious**. This action sends a report to the Gmail team to investigate.
3. If it was received from one of your contacts let your contact know by other means that their email account might be hacked.

Blocking an Email:

1. On your computer, go to Gmail.
2. Open the message.
3. In the top right, click **More**.
4. Click **Block [sender]**.



Resources To Help!



GOOGLE HELP CENTER

<https://knowledge.workspace.google.com/kb/how-to-report-an-email-as-phishing-000008479>



ANDROID POLICE ARTICLE

<https://www.androidpolice.com/how-to-report-phishing-emails-scams/>



CYBERCRIME SUPPORT NETWORK

https://fightcybercrime.org/scams/hacked-devices-accounts/phishing/?gclid=Cj0KCQiA67CrBhC1ARIsACKAa8TYpKBLK1bNRxxijrmnIAq9gm_xc1ZBtWiVCm5DXysw2ZZbWHJwcY0aAvHdEALw_wcB